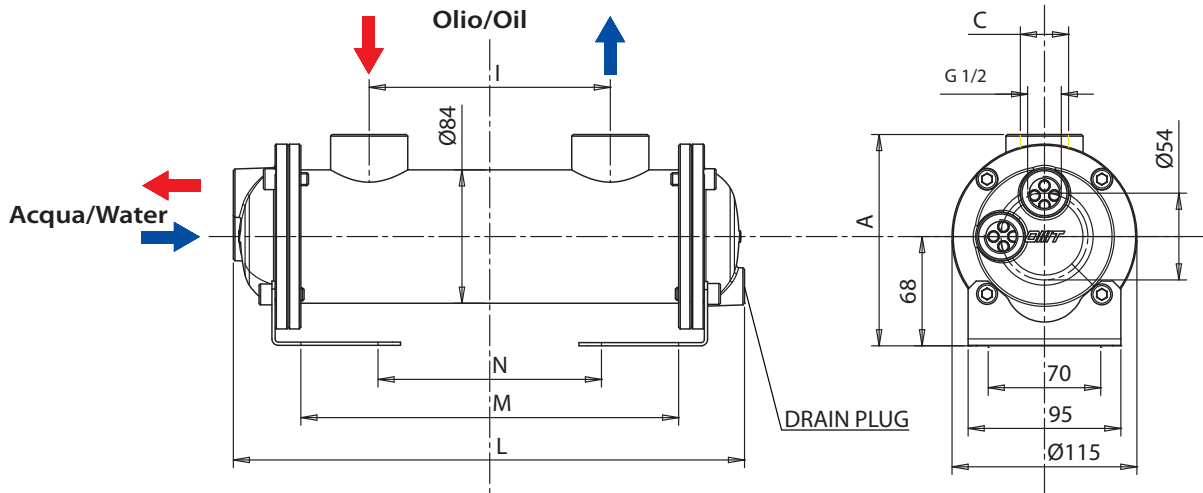


SCAMBIATORI DI CALORE SERIE "SA080" HEAT EXCHANGERS "SA080" SERIES



Tab. A

Codice/Code	A (mm)	C (BSP)	I (mm)	L (mm)	M (mm)	N (mm)	L/min (Oil)	KW (***)	m ²	Kg
SA080-150-S4	132	1"	150	318	235	139	30 - 80	4 - 4,5	0,26	4,50
SA080-310-S4	132	1"	310	478	395	299	20 - 60	7 - 8	0,45	6,50
SA081-310-L4	135,5	1" 1/2	310	478	395	299	50 - 100	7 - 8	0,45	6,50
SA080-560-S4	132	1"	560	728	645	549	30 - 80	14 - 16	0,73	9,00
SA081-560-L4	135,5	1" 1/2	560	728	645	549	80 - 130	14 - 16	0,73	9,00
SA081-715-S4	135,5	1" 1/2	715	883	800	704	40 - 90	17 - 20	0,91	11,00
SA081-715-L4	135,5	1" 1/2	715	883	800	704	100 - 160	17 - 20	0,91	11,00
SA081-870-S4	135,5	1" 1/2	870	1038	955	859	60 - 110	20 - 23	1,09	12,50
SA081-870-L4	135,5	1" 1/2	870	1038	955	859	140 - 190	20 - 23	1,09	12,50

*** Olio / Oil = 50 °C, 46 cSt, H₂O = 15 °C

Materiali / Materials

Fondi /Covers	Guarnizioni/Seals	Piastra Tubiera Tubes plate	Deflettori/Baffles	Tubi/Tubes	Mantello/Shell
Alluminio/Aluminium	NBR	Acciaio/Steel	Acciaio/Steel	CuDHP	Acciaio/Steel

**Diagramma di Rendimento
Performance diagram**

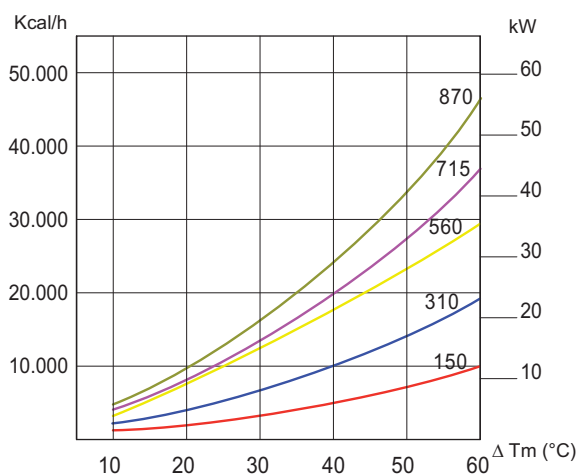
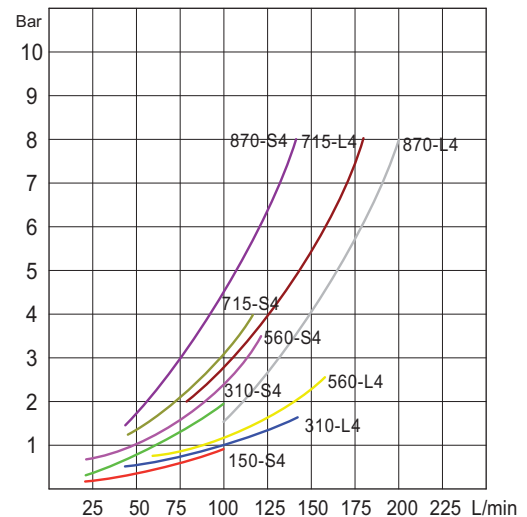


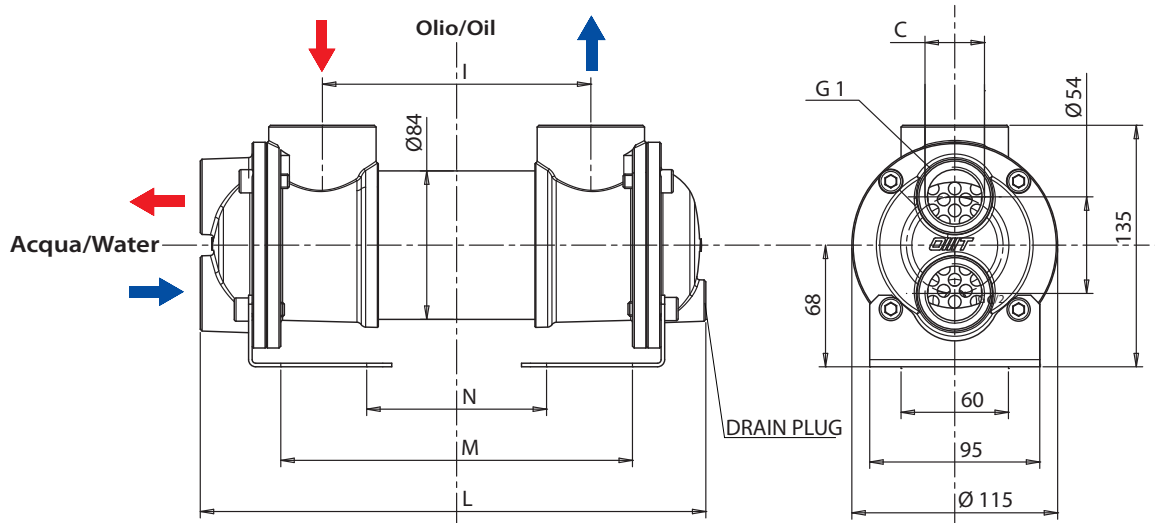
Diagramma perdite di carico/Pressure drop



Fattore di correzione (f) perdite di carico
Correction factor (f) pressure drop

cSt	22	30	46	68	100	150	220
f	0,4	0,6	1	1,5	2,3	3,3	4,6

SCAMBIATORI DI CALORE SERIE "SAW080" HEAT EXCHANGERS "SAW080" SERIES



Tab. A

Codice/Code	C (BSP)	I (mm)	L (mm)	M (mm)	N (mm)	L/min (Oil)	KW (***)	m ²	Kg
SAW080-150-S2	1"	150	282,5	196	100	30 - 80	4 - 4,5	0,26	4,50
SAW080-310-S2	1"	310	442,5	356	261	20 - 60	7 - 8	0,45	6,50
SAW081-310-L2	1" 1/2	310	442,5	356	261	50 - 100	7 - 8	0,45	6,50
SAW080-560-S2	1"	560	692,5	606	511	30 - 80	14 - 16	0,73	9,00
SAW081-560-L2	1" 1/2	560	692,5	606	511	80 - 130	14 - 16	0,73	9,00
SAW081-715-S2	1" 1/2	715	847,5	761	666	40 - 90	17 - 20	0,91	11,00
SAW081-715-L2	1" 1/2	715	847,5	761	666	100 - 160	17 - 20	0,91	11,00
SAW081-870-S2	1" 1/2	870	1002,5	916	821	60 - 110	20 - 23	1,09	12,50
SAW081-870-L2	1" 1/2	870	1002,5	916	821	140 - 190	20 - 23	1,09	12,50

*** Olio / Oil = 50 °C, 45 cSt, H₂O = 15 °C

Materiali / Materials

Fondi /Covers	Guarnizioni/Seals	Piastra Tubiera Tubes plate	Deflettori/Baffles	Tubi/Tubes	Mantello/Shell
CuZn40	Viton	CuZn40	Ottone / Brass	CuNi10	Acciaio / Steel

**Diagramma di Rendimento
Performance diagram**

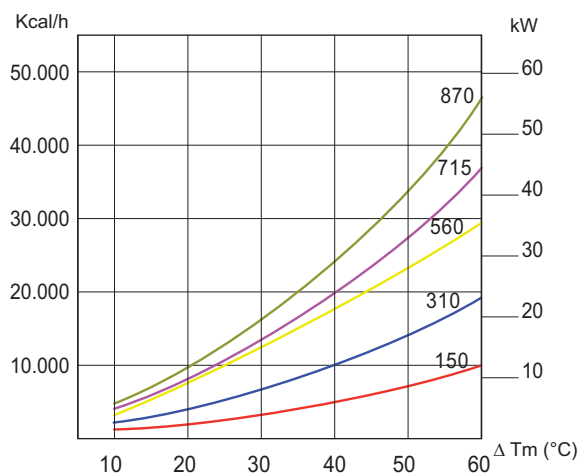
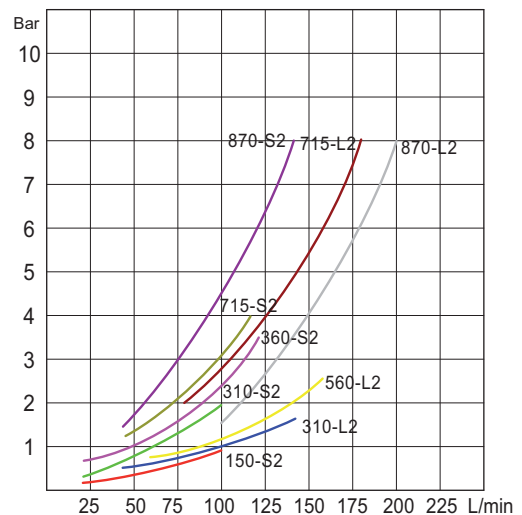


Diagramma perdite di carico/Pressure drop



Fattore di correzione (f) perdite di carico
Correction factor (f) pressure drop

cSt	22	30	46	68	100	150	220
f	0,4	0,6	1	1,5	2,3	3,3	4,6